



FALCON RIDGE

2515 Bypass Rd. Flemingsburg, KY 41041

606-845-7439

Instructions for Installation and Care of
Polaris Ranger Mid Size Crew 2014-18 with Lock n' Ride frame
Soft Top Cap
PO-14MIDRANGERCREW-TC01

Notice: Do not smoke inside the cab or expose the enclosure to direct flames. Cab is Flammable.

- Be sure to read these instructions thoroughly before opening and installing the Mid-Size Ranger Top Cap.
- Carefully open the carton and remove the rolled up Cab Enclosure on a large flat surface that is clean and free of dirt or other material that may soil or scratch the windows of the Cab.
- Check over the parts included in the carton with the parts list shown below:


TOP CAP

Webbing Straps w/ Loop 4 each 30" Long

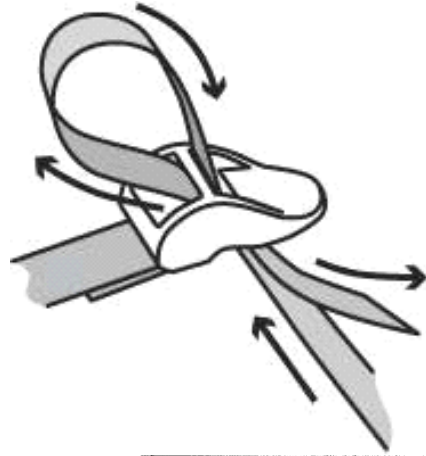
Top Cap

- Included in the package are two webbing straps with a loop sewn on one end. These will be used to secure the rear of the Top Cap.

- Raise the bed of the Ranger. Now run the looped end of one of the strap around the roll cage just under the top of the safety bar on the side. It will go between the plastic and the frame. Then pull the other end of the strap through the loop and pull tight. Photo below shows how it should look.




- Now pull the strap up and run them through the buckles sewn into the rear corners of the Top Cap as shown in the photos on the next page.



- Moving to the front of the vehicle you will now need to raise the hood to reveal frame. Again take the looped end of one of the straps and run it around the frame

just below the hood line. Then run the other end of the strap through the loop and pull it tight. Photo below shows how it should look.



- Now run the other end through the buckle in the front corner of the Top cap as you did in the rear and pull it tight. Now work your way around the top making sure that it is centered correctly and pulled as tight as possible.
- Now your enclosure should be complete. With proper care your cab should last for years to come. Enjoy!!!

Cleaning and Storage Recommendations:

- Before removing the Falcon Ridge Cab for storage, make sure it is very clean in order to prevent scratching of the window panels. Clean with a soft rag or sponge using a mild liquid detergent soap and warm water solution. Never rub the windows with a dry cloth or rag! Let the Cab dry thoroughly before attempting to roll for storage.
- It is important that the Cab be rolled up for storage rather than folding. Folding will cause damage to the windows!!! Carefully roll up the Cab similar to the way it was when it was packed at the factory. On a large, clean and flat surface, fold the doors over the rear panel first, then, interleave the top and windshield on top of the doors. Begin rolling the Cab into a roll approximately 8 inches in diameter. Put the rolled Cab back into the carton for storage at a normal room temperature. It is best not to expose the Cab to either extreme hot or cold temperatures when storing.
- A special cleaner conditioner is available from Falcon Ridge that will greatly increase the service life of the Cab Enclosure. In addition, if additional hook and loop sets are needed, they can also be ordered.

Return Policy

If for any reason you choose to return this product it must be returned within **30 days from date item is received**. You **MUST** package the product exactly **as it was originally packaged from the factory to get a full refund for the product!**

The vinyl windows should never be folded when packaging in the box or for storage purposes. Lay all the windows on top of each other with the canvas folded in between and the paper (if available) on both sides of the windows.

All returned products will be inspected upon arrival at the production facility and must be in unused, factory new condition to receive refund - a 25% restocking fee will apply.

If ordered from Falcon Ridge please call at 606-845-7439 to gain a return authorization number, use our preferred shipping carrier (UPS) to return the item (unless the item is defective, you are responsible for paying the shipping to return the item.) **Any returns submitted to Falcon Ridge without a return authorization number will be charged a 20% restocking fee.** If ordered from one of Falcon Ridges many distributors', you must first call them and see what their return policy is. Once your item reaches our production facility, our customer satisfaction team will inspect your item to ensure unused, factory new condition. **NOTE: All windshields must be returned with the original protective film intact and not removed. Do NOT REMOVE if you have any intentions of returning the item. Refund/ replacement of a windshield will only be processed on items with original protective film or if the windshield is defective.**

Items must be properly packaged in the original shipping carton to protect them during transit and ensure your returned item arrives back factory fresh, and in new resalable condition (**any returned items that have been used, altered or damaged in any way will not be subject for a refund.**) All contents including instruction manuals, accessories, hardware, Velcro, etc. must be included in your return shipment. Only items in OEM factory new condition will be approved. Once returned items are received, credit will be issued to the original credit card/ payment method used for the purchase. Outbound shipping and return shipping cost will not be refunded. Please allow 4 to 6 weeks for your refund to be processed.

Warranty

To The Owner of this Product:

Thank you for purchasing one of Falcon Ridge Cab Enclosures, Tops &/or Windshields! Below are the terms under which your product is covered under our manufacturer's warranty.

30 Day Warranty which includes and is not limited to replacing the enclosure, tops and/or windshield due to defect of the product. Please refer to the return policy in this case for more information.

1 Year Warranty includes any defect in material or workmanship within this time frame we will gladly correct the problem or replace the enclosure, tops &/or windshield. Upon submitting for the correction or replacement we will need to receive pictures of the defect in material or workmanship along with the receipt from the date of purchase.

Thank you,

Falcon Ridge